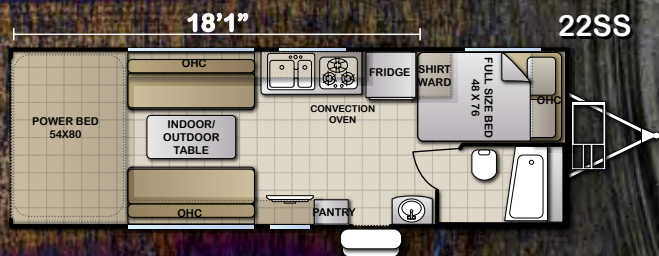
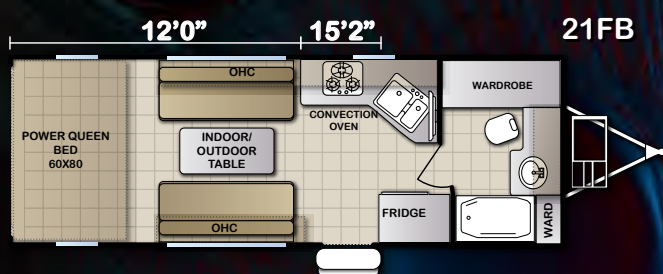
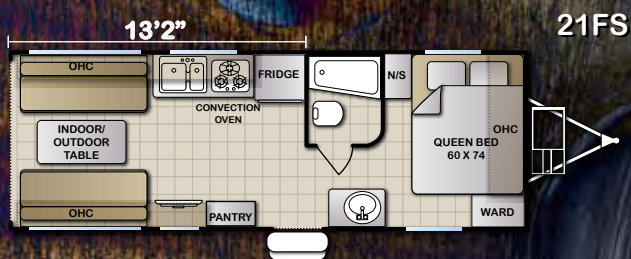
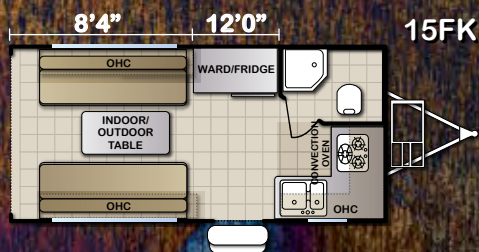


IMPACT





SPECIFICATIONS

MODEL	FLOOR LENGTH*	OVERALL LENGTH	OVERALL HEIGHT*	GVWR	DRY WEIGHT	HITCH WEIGHT	CCC**	FRESH WATER	GRAY/BLACK
15FK	16'5"	21'6"	11'4"	TBA	TBA	TBA	TBA	50 gal	40/40 gal
18SS	19'4"	24'5"	11'4"	7,540 lbs	4,570 lbs	540 lbs	2,970 lbs	100 gal	40/40 gal
21FS	22'5"	27'7"	11'4"	7,605 lbs	5,160 lbs	605 lbs	2,445 lbs	100 gal	40/40 gal
21FB	22'6"	27'6"	11'4"	TBA	TBA	TBA	TBA	100 gal	40/40 gal
22SS	23'11"	29'0"	11'4"	7,670 lbs	5,270 lbs	670 lbs	2,400 lbs	100 gal	40/40 gal
24FS	25'6"	30'7"	11'4"	9,530 lbs	6,005 lbs	730 lbs	3,525 lbs	100 gal	40/40 gal

*From ground to top of A/C

**Weight of water, LP gas and options are not included in Payload.



Introducing the Impact toy hauler by MVP RV.

Whatever your passion--a cutting edge adventure or a weekend of relaxation--Impact is the ideal choice to complement your lifestyle. Impact arrives packed with an incredible list of standard features. Dynamic exterior graphics and the best interior decors in the industry complete this impressive package. Expect more out of your toy hauler.

MAKE AN IMPACT



For a solid foundation, we include stabilizer jacks on ALL 4 corners




The extra large 40 gallon fueling station, is great for those long weekend getaways



This 2" thick floor has a full R-8 insulation, to help keep your trailer nice and comfortable



The handy "Black Tank Flush" makes cleaning your tanks a breeze



With the tie-downs placed as far forward as possible, you can maximize your cargo



These countertops are built to last, with laminated edges and a plywood backer, instead of particle board



On floorplans with rear electric beds, these will bypass the sofas, and increase the liveability



When you want the light it is there, but when you choose you can turn it to a comfortable level with the dimmer switch



The Convection Microwave, cooks in half the time of a standard oven



TOY HAULERS



EXTERIOR FEATURES

- 6 GALLON GAS WATER HEATER W/ DSI
- WATER HEATER BY-PASS
- BLACK TANK FLUSH
- WASH DOWN KIT W/ PRESSURE WASHER
- 40 GALLON DOORSIDE FUELING STATION
- DUAL 5 GALLON LP TANKS
- AWNING
- "DOMETIC" 13.5 BTU AIR CONDITIONER
- SEWER HOSE COMPARTMENT
- TV ANTENNA
- "JENSEN" MARINE GRADE EXTERIOR SPEAKERS
- UNDER AWNING CABLE TV HOOK-UPS
- CABLE TV HOOK-UPS
- 7' RADIUS RAMP DOOR W/ EZ LIFT SPRINGS
- KEYED RAMP DOOR CAM LOCKS
- CHROME WHEELS
- DARK TINTED GLASS WINDOWS
- WHITE POWDER-COATED BUMPER AND DOOR FRAME
- DIAMOND PLATE EXTERIOR (FRONT AND SIDES)
- HIGH INTENSITY DOOR SIDE LIGHT W/ DIMMER SWITCH
- HIGH INTENSITY REAR LIGHTS
- ONE-PIECE RUBBER ROOF
- 12 VOLT HITCH LIGHT
- SPARE TIRE & CARRIER
- STABILIZER JACKS (4)
- ULTRA LUBE AXLES
- LED CLEARANCE & BRAKE LIGHTS
- GENERATOR STORAGE RACK ON A-FRAME

INTERIOR FEATURES

- FULL LENGTH DRAWER GLIDES
- FULLY COVERED FLOOR W/ "ARMSTRONG" LINOLEUM
- MINI-BLINDS THROUGHOUT
- STEEL FRAMED FOLD-UP SOFAS
- CURVED WALLS (PER FLOORPLAN)
- FLUSH MOUNT TIE-DOWNS
- DECKED FLOOR W/ R-8 FIBERGLASS INSULATION
- MASTER CONTROL PANEL
- "JENSEN" AM/FM/CD W/ DVD PLAYER
- LAMINATE COUNTERTOPS W/ LAMINATE EDGING
- DELUXE FAUCET W/ PULL-OUT SPRAYER
- 3 BURNER COOK TOP
- CONVECTION OVEN
- 6 CU. FT. "DOMETIC" REFRIGERATOR
- PORCELAIN FOOT FLUSH TOILET

OPTIONS

- 3.5K PORTABLE GENERATOR
- 4.0K BUILT-IN ONAN GENERATOR (PER F/P)
- REAR SCREEN WALL
- CARPET KIT
- SOFA IPO LOWER BUNK (PER F/P)
- TOY LOCK
- LIVING ROOM LCD TV
- POWER AWNING
- WHEELS - ALLOY (PER F/P)
- SWIVEL CHAIRS (2) W/ TABLE IPO SOFA (PER F/P)
- ALUMINUM WHEELS

EXCLUSIVE BENEFITS PROVIDED BY COACH-NET

MORE THAN 30,000 SERVICE PROVIDERS ARE ON CALL.
UNLIMITED 24x7 ASSISTANCE!



	Flat Tire Changes		Lock-out Service
	Towing		Fuel Delivery
	Mobile Mechanic		Jump-Starts
	RV Technical Support		Service Appointment

*All items subject to change with out notice

DECORS

DESERT SAND



COPPER



DEALER INFO



MVP RV
5300 VIA RICARDO
RIVERSIDE, CA 92509
(951) 848 4288

"America's Most Valued RV Products"

WWW.MVPRV.COM